


16 December 2021



COVID 19 IMPACT ON EUROPEAN AVIATION

EUROCONTROL
Comprehensive Assessment



SUPPORTING EUROPEAN AVIATION

FOUNDING MEMBER OF
sesar
JOINT UNDERTAKING

NETWORK
MANAGER



Headlines

- 20,575 flights (74% of 2019 levels) on Wed 15 December 2021, increasing over 2 weeks (+8%).
- Tightened travel restrictions to fight the Omicron wave have constrained flight activity in the first half of December (75%) but the effect seems to have levelled off, with the second half of December expected to show slightly stronger rates (~80%) owing to the holiday period; the impact for January is unclear.
- Yesterday, Ryanair was the busiest Aircraft Operator with 1,837 flights, followed by Turkish Airlines (982), easyJet (898), Lufthansa (831), Air France (763) and KLM (592).
- Domestic traffic vs 2019: Europe (-25%), USA (-16%), China (-29%,) and Middle-East (-12%).
- Flights to/from Europe (intercontinental flows) are at -31% vs 2019 on 15 December.
- Charter (+25%), All-cargo (+8%) and Business Aviation (+6%) are above 2019 levels. The two other segments still below 2019 levels with: Traditional at -33% vs 2019 and Low-cost at -30%.

Traffic Situation

Daily flights (including overflights)

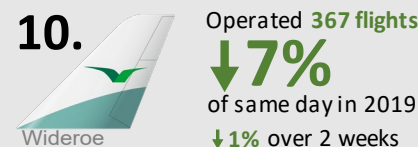
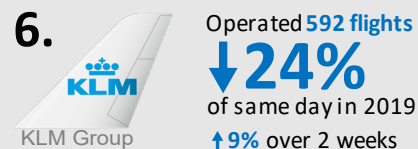
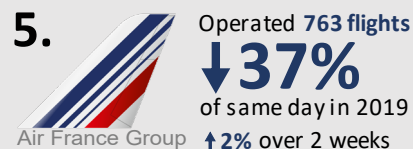
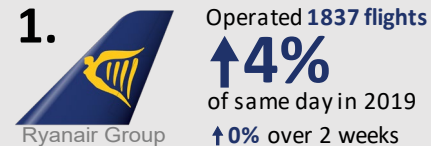
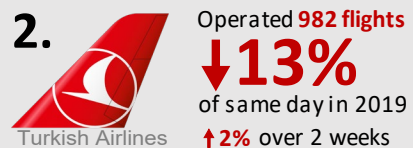
Traffic over the last 7 days is

↓ 25%

Compared to equivalent days in 2019

Top 10 Aircraft Operators

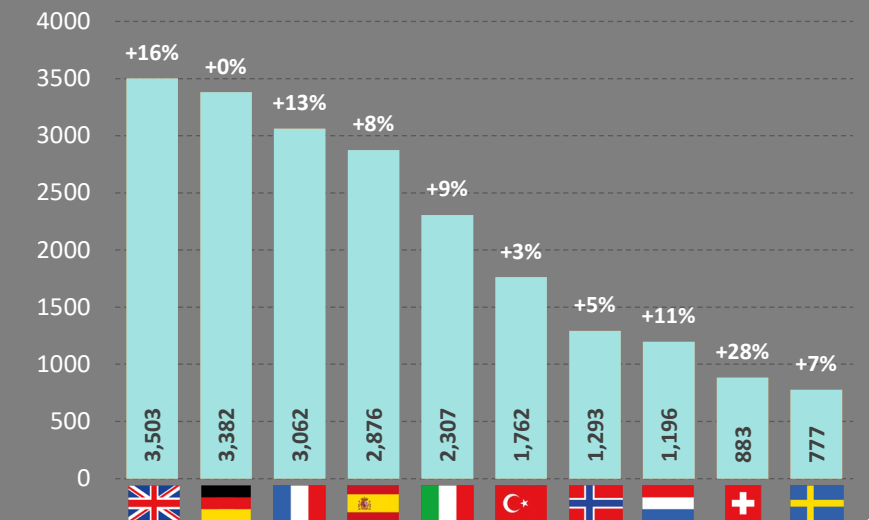
on Wed 15 December 2021 (daily flights)



Top 10 Busiest States

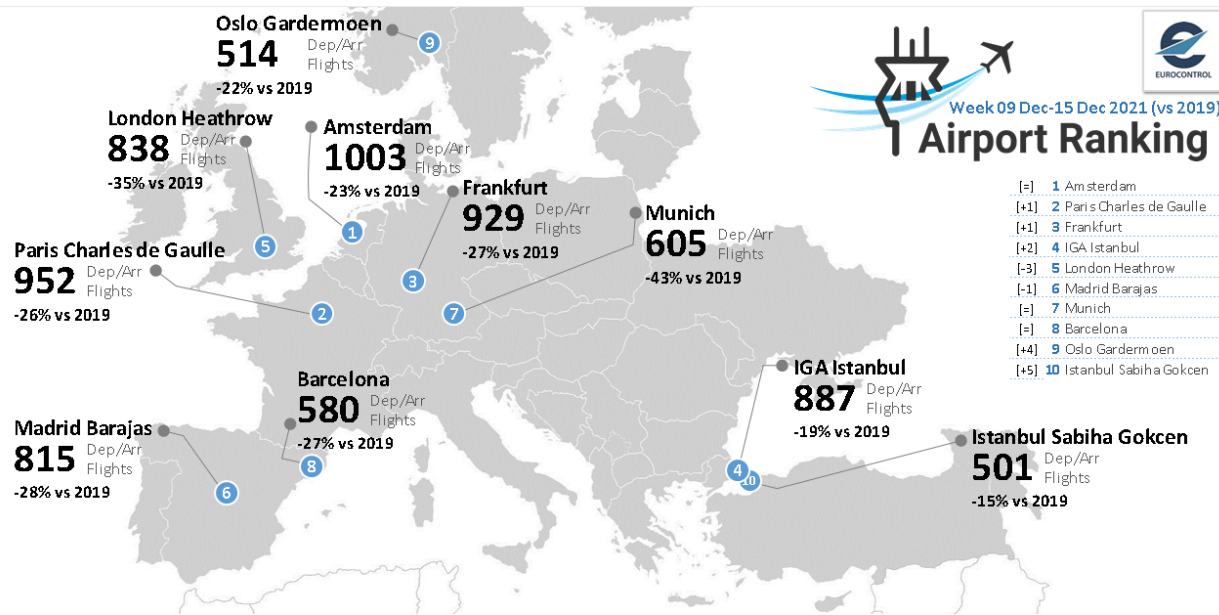
on Wed 15 December 2021

(Dep/Arr flights and variation over 2 weeks)



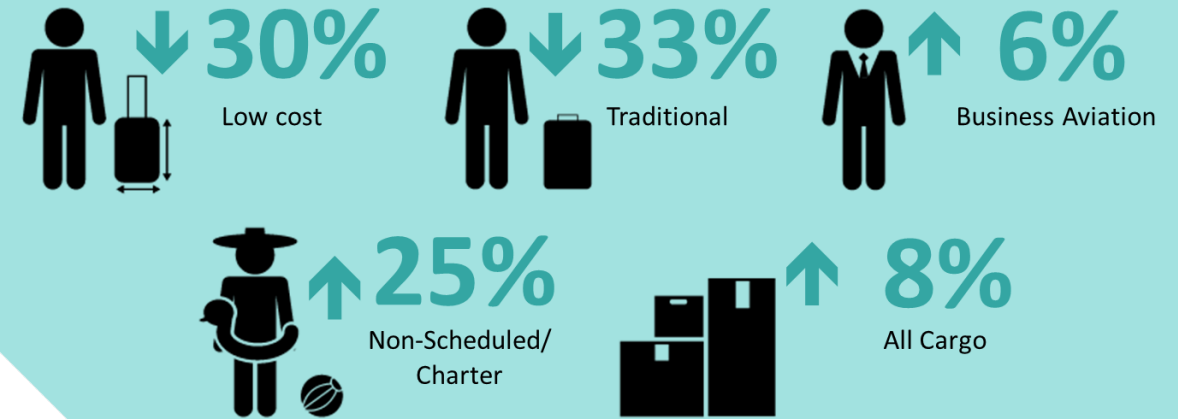
Top 10 Busiest Airports

7-day average Dep/Arr flights on 9–15 Dec. 2021, compared to 2019



Market Segments

On 15 Dec, compared to 2019



Traffic Flow

On 15 December, the **intra-European** traffic flow was

16,130 flights
+8% over past 2 weeks
-25% Compared to 2019

Route charges

(November 2021)

Amount billed:

€ 425 million

Jan-Nov 2021 amount billed:

€ 3,714 million
 vs. Jan-Nov 2019

↓ (-49%)

Source: EUROCONTROL

Economics

(10 December 2021)

Fuel price

↑ 207
 Cents/gallon

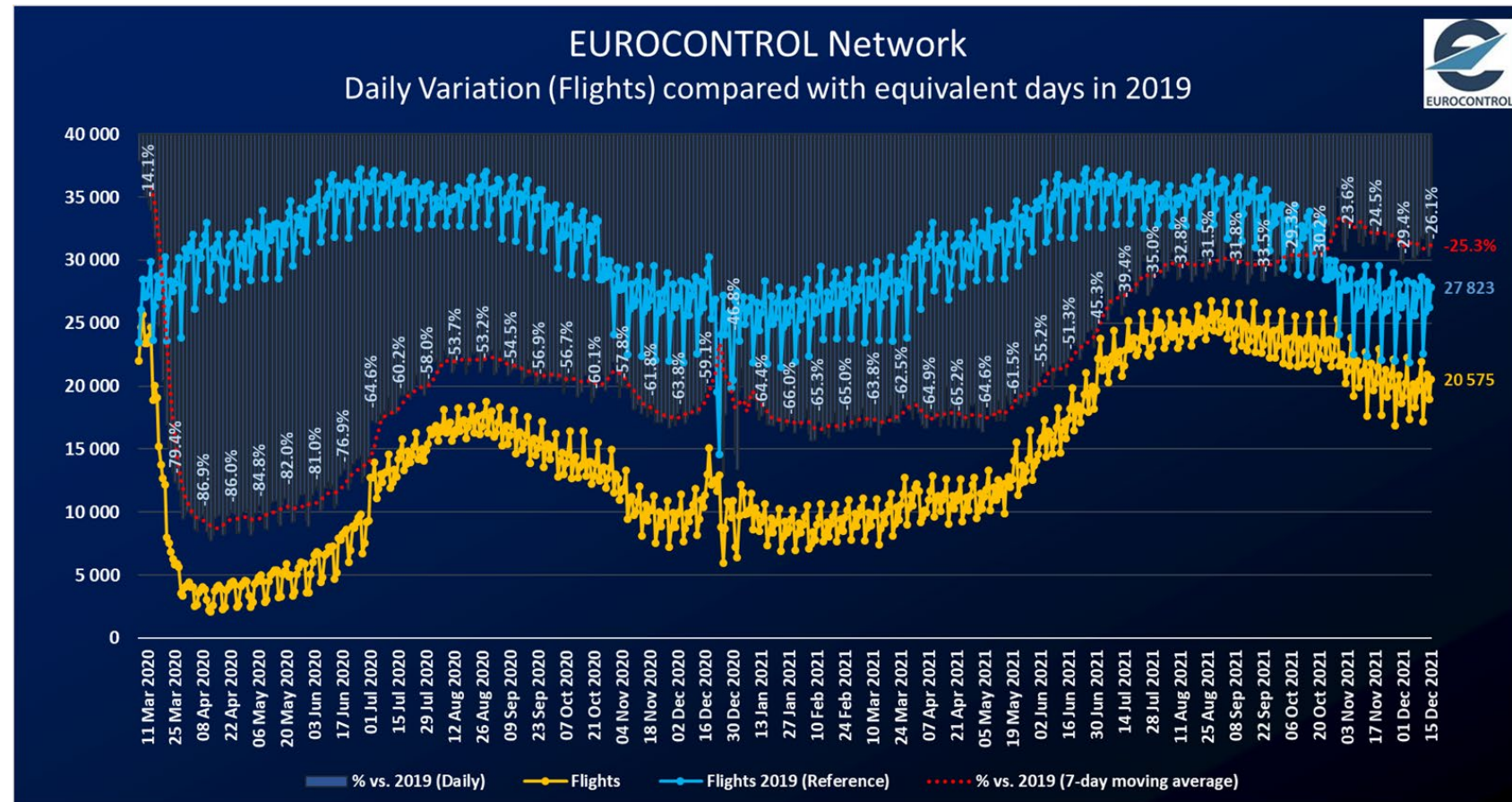
compared to
 196 cents/gallon on 3 Dec 2021

Source: IATA/Platts

Overall traffic situation at network level

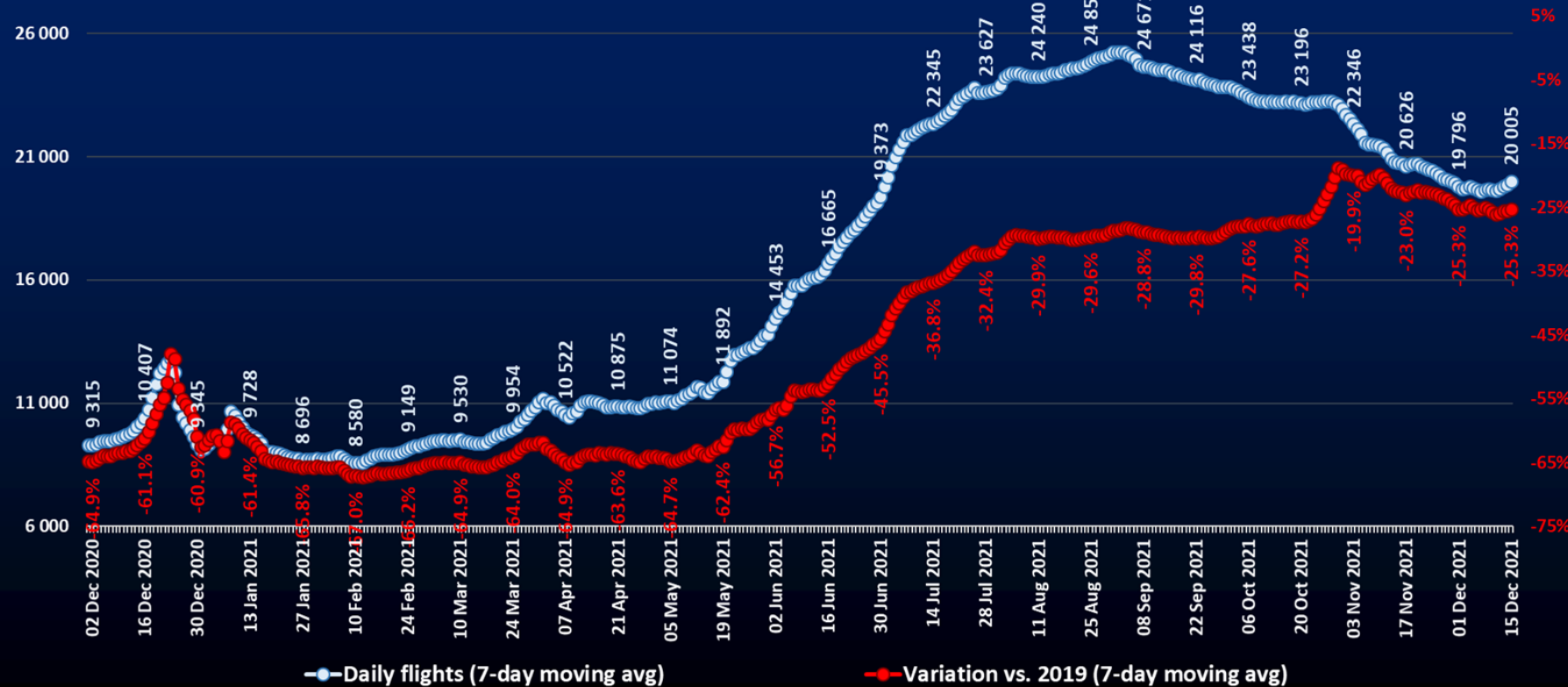


- ✂ **20,575 flights** on Wednesday 15 December.
- ✂ **+8%** with **+1,450 flights** over 2 weeks (from Wednesday 1 December).
- ✂ **+1%** with **+171 flights** over 1 week (from Wednesday 9 December).
- ✂ **74%** of 2019 traffic levels on Wednesday 15 December.



Current traffic evolution

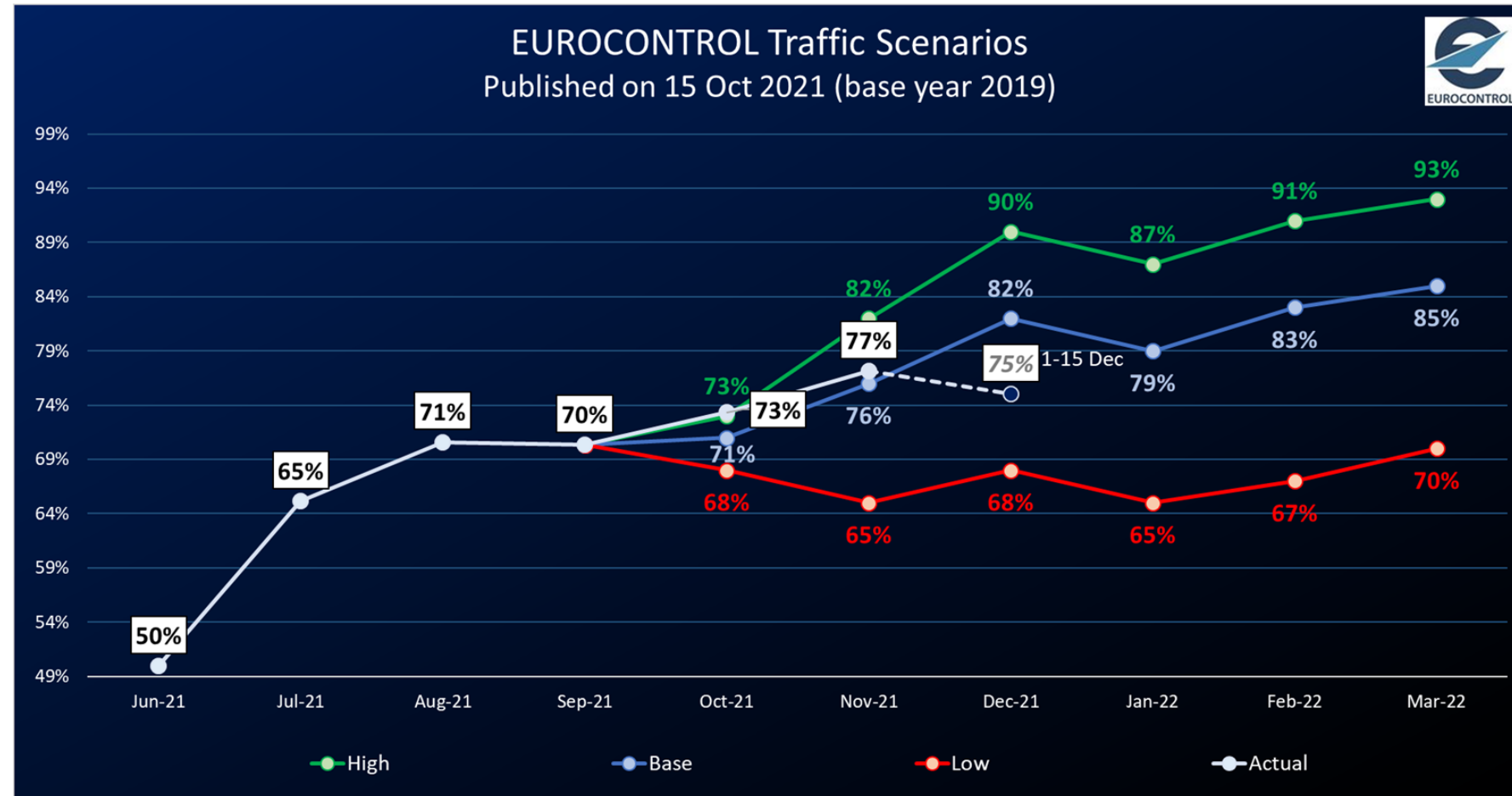
EUROCONTROL Network - Flights
Since 1st December 2020



- ✖ The traffic at network level has reached its maximum on Friday 27 August 2021 with 26,773 flights (-27.7% vs 2019).
- ✖ Since early September, it has slowly decreased. With the winter schedule, it has stabilized around 75% of 2019 levels.
- ✖ Tightened travel restrictions to fight the Omicron wave have constrained the flight activity for a few weeks now. But the effect seems to have levelled off very recently.

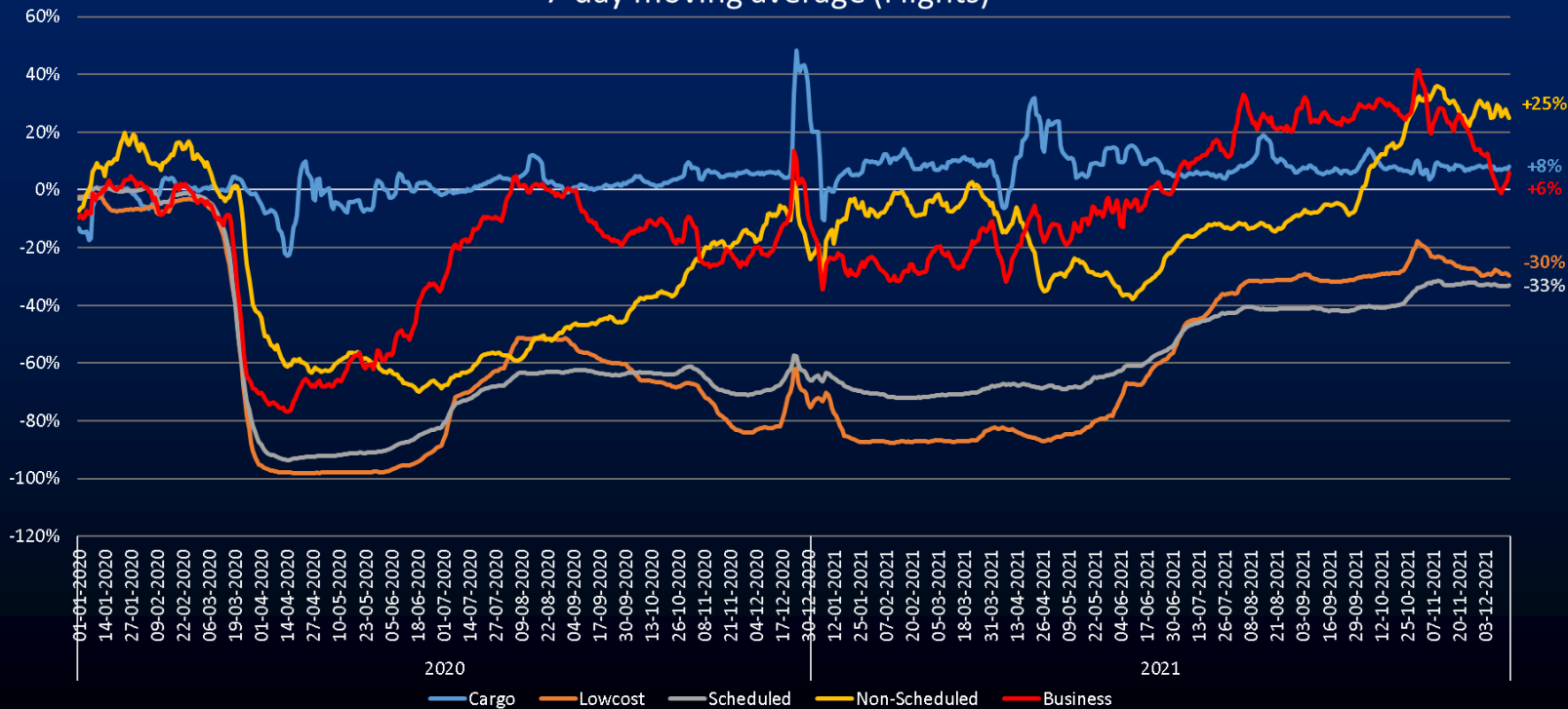
Current situation compared to the latest EUROCONTROL traffic scenarios

- ✈ For the first 15 days of December 2021, **network traffic** was at **75%** compared to same period in 2019.
- ✈ Network traffic is between the low and the base scenarios of the EUROCONTROL traffic scenarios published on 15 October 2021.
- ✈ Second half of December is expected to show slightly stronger rates (~80%) owing to the holiday period.



Market Segments

Market segments in EUROCONTROL Network
(compared with equivalent days in 2019)
7-day moving average (Flights)



On 15 December 2021, compared to 2019:

- ✖ Three segments are above 2019 levels: **All-cargo** (+8%), and **Charter** (+25%) which are stable since early November. **Business Aviation** (+6%) slow down over the last weeks, owing to both tightened travel restrictions and the “classical” seasonal effect.
- ✖ Since early November, **Traditional** have stabilized at **-33%** vs 2019 while **Low-Cost**, after having reached a maximum of -18% end October, have gradually decreased to reach **-30%** vs 2019.

Aircraft operators (Daily flights)

Top 10



Rank evolution over 2 weeks	Top 10 Aircraft Operators on Wed 15-12-2021					EUROCONTROL
	Aircraft Operator	Flights	Δ over 2 weeks	% over 2 weeks	% vs 2019	
→	Ryanair Group	1837	↗ +8	+0%	↗ +4%	
→	Turkish Airlines	982	↗ +21	+2%	↘ -13%	
↗	easyJet Group	898	↗ +380	+73%	↘ -38%	
↘	Lufthansa Airlines	831	↘ -59	-7%	↘ -42%	
↘	Air France Group	763	↗ +12	+2%	↘ -37%	
↘	KLM Group	592	↗ +47	+9%	↘ -24%	
↘	SAS Group	513	↘ -28	-5%	↘ -36%	
→	British Airways Group	478	↗ +40	+9%	↘ -46%	
↗	Wizz Air Group	425	↗ +181	+74%	↘ -36%	
↘	Wideroe	367	↘ -5	-1%	↘ -7%	

Within the top 10, **highest increases** over 2 weeks for:

- ✈ **easyJet** (+380 flights; +73%) mainly due to domestic in France as well as Spain-UK, France-Italy and France-UK .
- ✈ **Wizz Air** (+181 flights; +74%) mainly due flows with Romania.

Highest (slight) decreases for:

- ✈ **Lufthansa** (-59 flights; -7%) mainly due to domestic flows in Germany and Germany-Poland flow.
- ✈ **SAS** (-28 flights; -5%) mainly due to domestic flows in Norway.

✈ **Ryanair** is by far the busiest Aircraft Operator with 1,837 flights, followed by **Turkish Airlines** (982), **easyJet** (898), **Lufthansa** (831), and **Air France** (763).

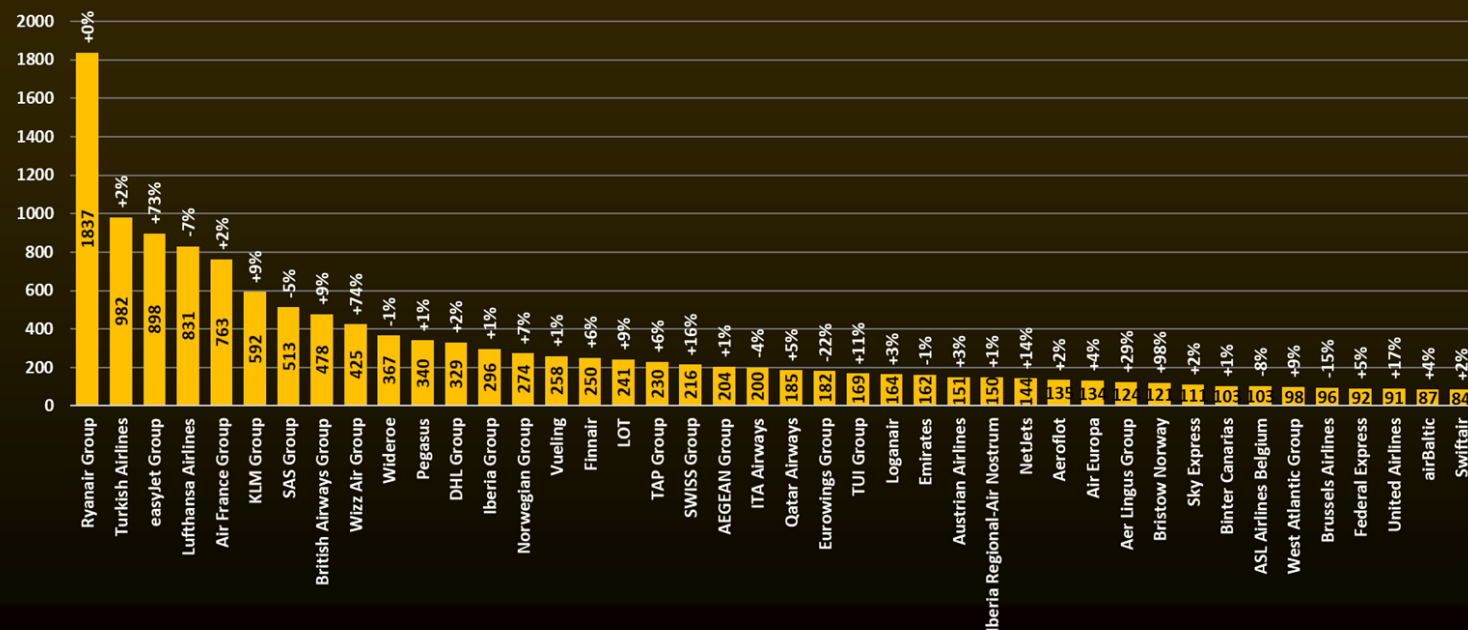
✈ Over 2 weeks, **easyJet** and **Wizzair** increased their ranking while main flag carriers decreased.

Aircraft operators (Daily flights)

Top 40 – Latest operations

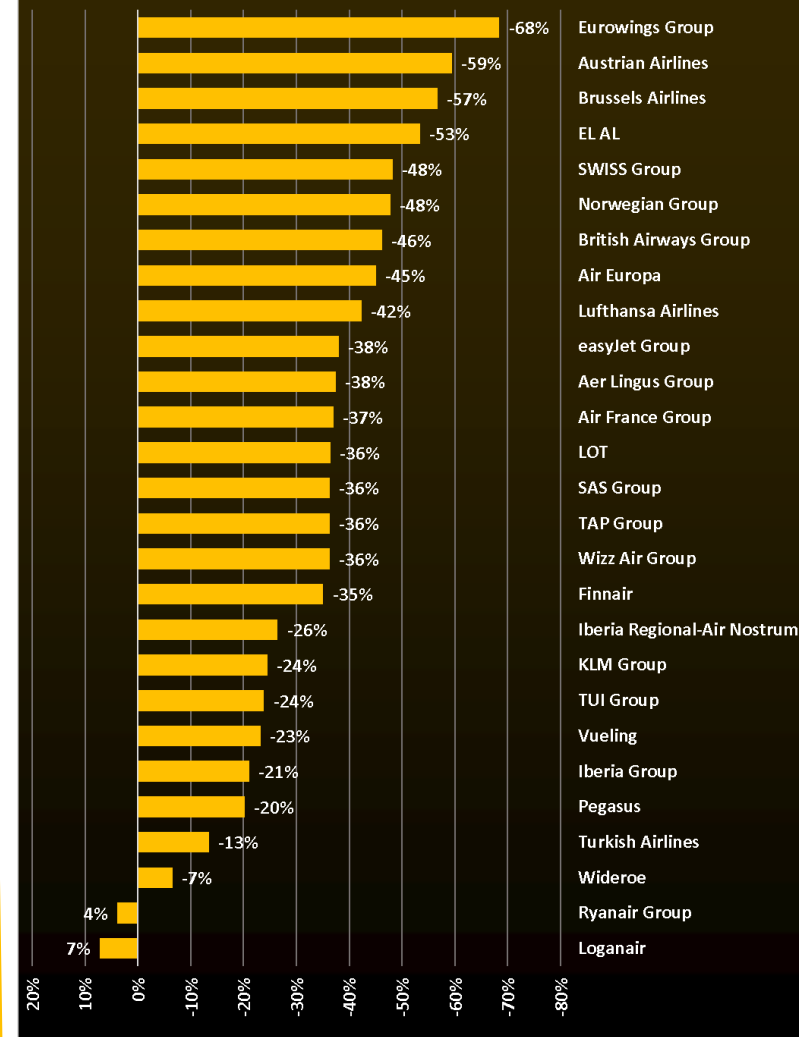


Aircraft operators
Traffic on Wed 15-12-2021 and evolution compared to Wed 01-12-2021



- ✂ Highest increases in flights for **easyJet** (+73% over 2 weeks) and **Wizzair** (+74%).
- ✂ Highest (slight) decreases for **Lufthansa** (-32%), **Eurowings** (-22%) and **SAS** (-5%).
- ✂ Traffic levels ranging from -68% (**Eurowings**) to +7% (**Loganair**) vs 2019.

Aircraft Operators in EUROCONTROL Network
(compared with equivalent days in 2019)
Daily Variation (IFR Flights) - Wed 15 Dec 2021



Aircraft operators

Latest news

European airlines



- ✖ **Air France-KLM** repays €500m and changes the redemption profile of the rest of a €4 billion loan guaranteed by the French state.
- ✖ **Air Nostrum** CFO says that the project to merge with CityJet is still alive: “We hope to launch it shortly”.
- ✖ **British Airways** operating daily repatriation services to South Africa from 30 November; announces that its planned short haul, Gatwick-based, subsidiary will commence services in March.
- ✖ **easyJet** reports a loss before tax of £1.1 billion for the year to September.
- ✖ **Eurowings** reports it has sold 100,000 ‘free middle seats’ since it introduced this option in summer 2020.
- ✖ **Finnair** reports 487k passengers in November, 55.1% fewer than in 2019 (domestic -48%, Europe -48%, North Atlantic -55%, Asia -84%).
- ✖ **Royal Air Maroc** suspends passenger services to and from Morocco following Morocco’s decision to suspend direct flights into the country.
- ✖ **ITA** signs codeshare agreements with KLM, Air France and Etihad; orders 7 A330-100s, 11 A320neos and 10 A330-900neos.
- ✖ **Lufthansa** plans to maintain connectivity with South Africa, transporting cargo and eligible passengers.
- ✖ **Ryanair Group** reports 10.2 million passengers in November, 7% fewer than in 2019 and with a load factor of 86%.
- ✖ **SAS** reports 1.3 million passengers in November, 45.4% fewer than in 2019, with a load factor of 60.3%.

- ✖ **Turkish Airlines** reports 4.2 million passengers in November, 26.1% fewer than in 2019, with a load factor of 70.1%.
- ✖ **Wizz Air** reports 2.2 million passengers in November, 27% fewer than in 2019 and with a load factor of 76%; reports 90% of its crew members are now vaccinated; states that Omicron variant is reinforcing the trend towards last minute bookings.

Worldwide airlines

- ✖ **Aeroflot** planning to take delivery of 2 A350s and 9 SSJ-100s by the end of the year, reducing its A319 fleet by 2 and its A320 fleet by 5.
- ✖ **American Airlines** suspends planned 2022 services from Philadelphia to Edinburgh and Shannon as a result of continued delivery delays of Boeing 787s ANA plans to sell business class meals for home consumption; plans to raise \$1.3 billion through the issue of 10 year, zero coupon, convertible bonds.
- ✖ **Cathay Pacific** suspends one third of its services as Hong Kong tightens travel restrictions; reports 70k passengers in November, 97.3% down on 2019; the month’s cargo capacity was 71% of 2019, with a record of 1035 pairs of cargo only services with passenger aircraft.
- ✖ **Emirates** resumes its daily service to London Gatwick, using A380s.
- ✖ **Etihad Airways** is seeking cabin crew from Slovenia and Serbia, to be based in Abu Dhabi.
- ✖ **United Airlines** operates a commercial 737 MAX flight with one engine powered by 100% SAF.

States (Daily Departure/Arrival flights)

Top 10



Rank evolution over 2 weeks	Top 10 States on Wed 15-12-2021					EUROCONTROL
	State	Flights (Dep/Arr)	Δ over 2 weeks	% over 2 weeks	% vs 2019	
↗	United Kingdom	3503	↗ +478	+16%	↘ -32%	
↘	Germany	3382	↗ +6	+0%	↘ -38%	
→	France	3062	↗ +351	+13%	↘ -27%	
→	Spain	2876	↗ +219	+8%	↘ -17%	
→	Italy	2307	↗ +186	+9%	↘ -25%	
→	Turkey	1762	↗ +43	+3%	↘ -15%	
→	Norway	1293	↗ +62	+5%	↘ -17%	
→	Netherlands	1196	↗ +121	+11%	↘ -23%	
↗	Switzerland	883	↗ +192	+28%	↘ -29%	
→	Sweden	777	↗ +49	+7%	↘ -31%	

✂ **UK** is the State with the highest number of dep/arr flights (3,503) followed by **Germany** (3,382), **France** (3,062), **Spain** (2,876) and **Italy** (2,307).

✂ Over 2 weeks, UK and Switzerland increased their ranking while Germany decreased.

Within the top 10, main **highest increases** over two weeks for:

- ✂ **UK** (+478 flights; +16%) mainly due to easyJet, light AOs and British Airways. Domestic flows and flows with Spain, France and Switzerland.
- ✂ **France** (+351 flights; +13%) mainly due to easyJet, light AOs and Transavia. Domestic flows and flows with UK, Switzerland and Spain.
- ✂ **Spain** (+219 flights; +8%) mainly due to easyJet, Netjets and One Air. Spain-UK, France –Spain and domestic flows.
- ✂ **Switzerland** (+192 flights; +28%) due to light AOs, Swiss and easyJet. Flows with France, UK and domestic flows.











States (Daily Departure/Arrival flights)

Top 10 over the last rolling week



Top 10 States

on Week 09 Dec - 15 Dec 2021 (avg daily dep/arr)

1.	 United Kingdom	3,466 flights ↓34% vs same week in 2019 ↑9% over 2 weeks
2.	 Germany	3,372 flights ↓33% vs same week in 2019 ↓1% over 2 weeks
3.	 Spain	3,003 flights ↓18% vs same week in 2019 ↑0% over 2 weeks
4.	 France	2,913 flights ↓23% vs same week in 2019 ↑4% over 2 weeks
5.	 Italy	2,322 flights ↓22% vs same week in 2019 ↑3% over 2 weeks
6.	 Turkey	1,792 flights ↓16% vs same week in 2019 ↓5% over 2 weeks
7.	 Netherlands	1,197 flights ↓22% vs same week in 2019 ↑5% over 2 weeks
8.	 Norway	1,172 flights ↓14% vs same week in 2019 ↓0% over 2 weeks
9.	 Switzerland	817 flights ↓33% vs same week in 2019 ↑6% over 2 weeks
10.	 Poland	790 flights ↓25% vs same week in 2019 ↓1% over 2 weeks

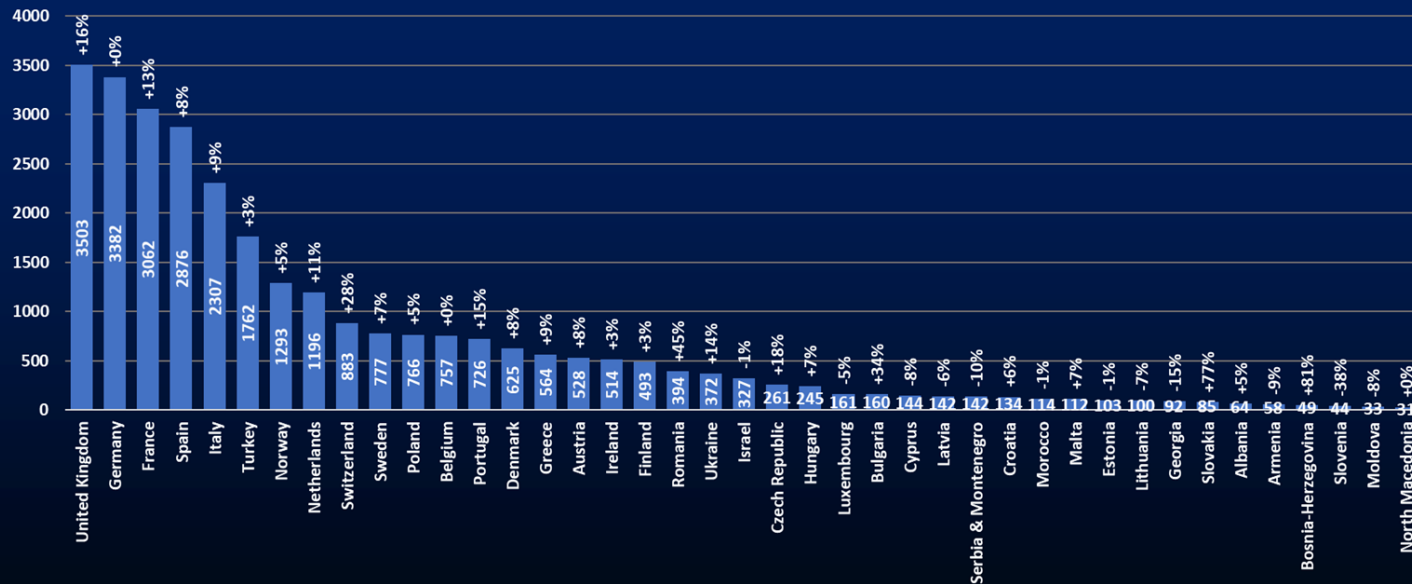
States (Daily Departure/Arrival flights)

Latest traffic situation



States (Dep/Arr flights)

Traffic on Wed 15-12-2021 and evolution compared to Wed 01-12-2021



States in EUROCONTROL Network (compared with equivalent days in 2019)

Daily Variation (IFR Dep/Arr Flights) - Wed 15 Dec 2021



- ✗ Highest increases in flights for **UK** (+16% over 2 weeks), **France** (+13%) and **Spain** (+8%).
- ✗ Highest (slight) decrease for **Slovenia** (-38%).
- ✗ Traffic levels ranging from -79% (**Morocco**) to 11% (**Bosnia-Herzegovina**), compared to 2019.

Associations, Authorities, Industry and States

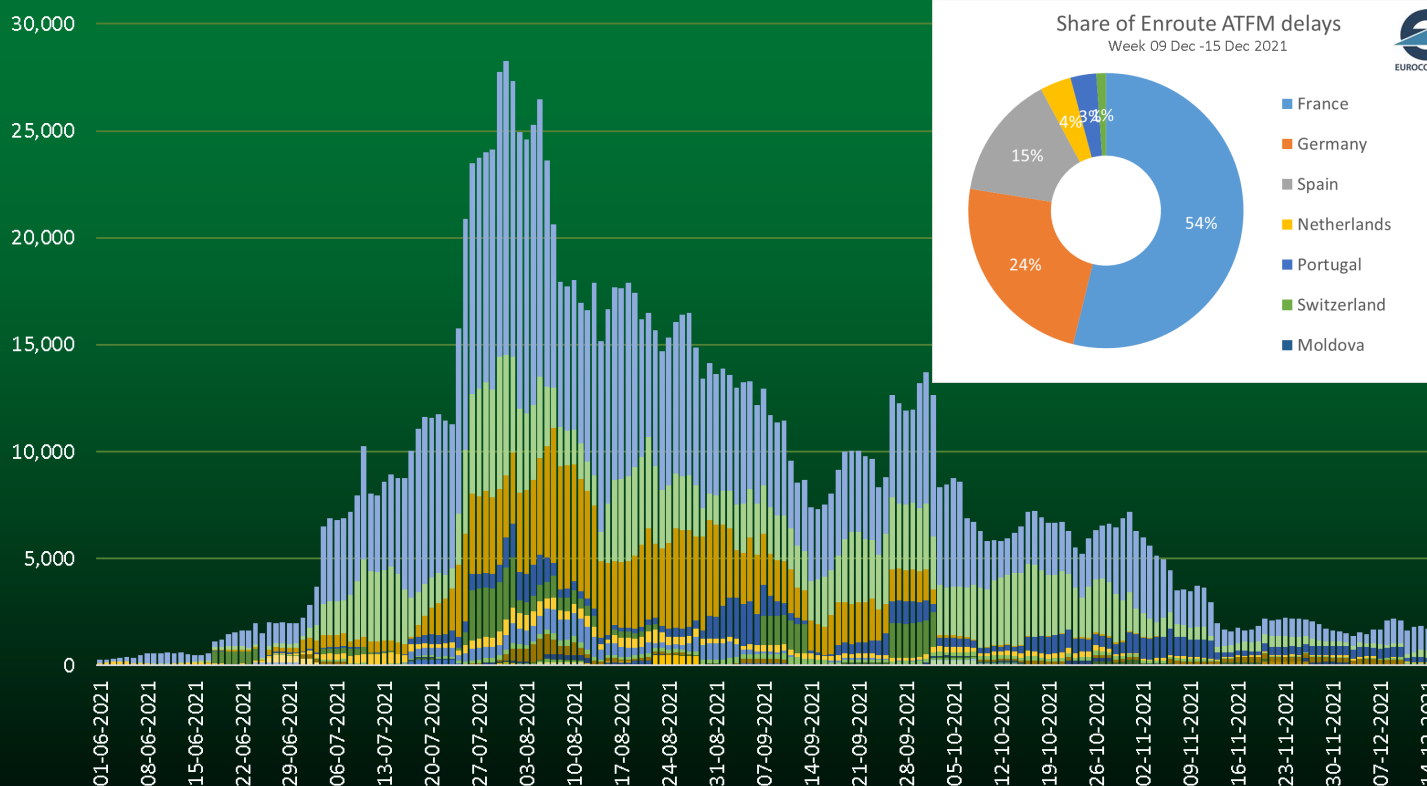


- ✂ **IATA** calls for the EU COVID certificate to have 12 months validity from the second vaccination, not 9 months as recommended by the Commission.
 - ✂ **SESAR 3 Joint Undertaking** formally launched.
 - ✂ **ZeroAvia** planning commercialisation of hydrogen propulsion in 2024, initially with a 10-20 seat aircraft and then 40-80 seat aircraft in 2026/28.
-
- ✂ **Airbus** confirms that some A350 are suffering early surface wear resulting in discolouration of the fuselage that it describes as a 'cosmetic' issue; delivers 58 aircraft in November (including 44 A320/321s) and takes 318 orders, 285 of which are A320/321neos.
 - ✂ **Boeing** reports 109 orders and 34 deliveries in November (including 28 737MAX aircraft).
-
- ✂ **Albania and North Macedonia** join the SECSI cross-border Free Route Airspace Programme.
 - ✂ **Canada** prohibits unvaccinated people from travelling by air or train (unless exempt).
 - ✂ **China** removes its designation of 'unsafe condition' on the 737 MAX and Boeing states it is working to end the grounding of the aircraft in China by the end of the year.
 - ✂ **Finland** reports 82,539 tourist arrivals in October, 60.6% fewer than in 2019.
 - ✂ **Portugal, Switzerland, the UK, Ireland, Cyprus, Italy and the US/Canada** introduce mandatory testing for arrivals; **France** introduces it for arrivals from outside Europe and **Germany** requires proof of vaccination, recovery or a negative test.
 - ✂ **Taiwan** reports 14,107 tourist arrivals in October, 98.5% fewer than in 2019.
 - ✂ **The UK and France** both introduce Free Route Airspace in part of their airspace.

En-route ATFM delays



En-route ATFM Delays (European Network)
in minutes (7-day average)

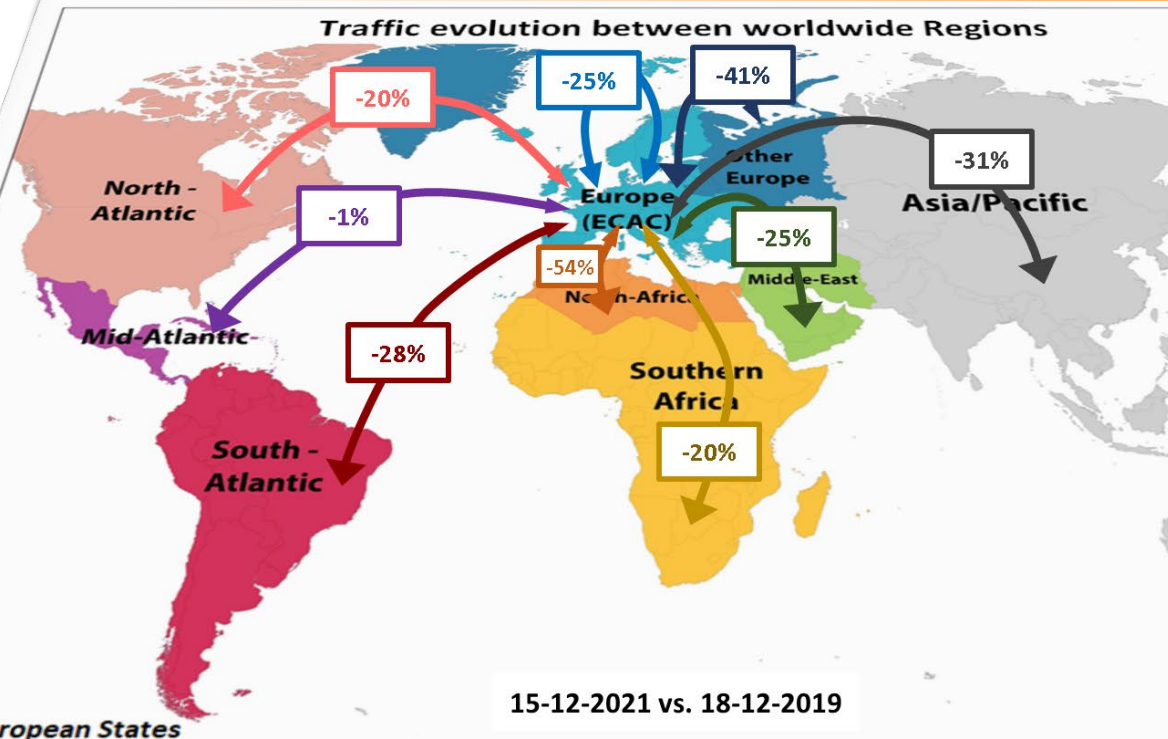


✖ En-route ATFM delays reached a maximum early August. Since then they have decreased but September has seen some weather delays.

✖ Major contributors over the last 7 days: **France** (54% of all en-route ATFM delays), **Germany** (24%), **Spain** (15%), **Netherlands** (4%) and **Portugal** (3%).

Traffic flows (Daily Departure/Arrival flights)

- ✂ The main traffic flow is the intra-Europe flow with 16,130 flights on Wednesday 15 December, which is increasing (+8%) over 2 weeks.
- ✂ Intra-Europe flights are at -25% compared to 2019 while intercontinental flows are at -31%.
- ✂ The effects of Omicron can be seen on traffic with Southern Africa and also with North Africa, where Morocco halted international passenger flights.



REGION	01-12-2021	15-12-2021	%	vs. 2019
Intra-Europe	14,884	16,130	+8%	-25%
Europe<->Asia/Pacific	536	548	+2%	-31%
Europe<->Mid-Atlantic	151	180	+19%	-1%
Europe<->Middle-East	989	992	+0%	-25%
Europe<->North Atlantic	746	781	+5%	-20%
Europe<->North-Africa	382	397	+4%	-54%
Europe<->Other Europe	444	472	+6%	-41%
Europe<->South-Atlantic	116	133	+15%	-28%
Europe<->Southern Africa	246	275	+12%	-20%
Non Intra-Europe	3,610	3,778	+5%	-31%

Country pairs (Daily Departure/Arrival flights)

Top 10



Rank evolution over 2 weeks	Top 10 Country-Pair on Wed 15-12-2021					EUROCONTROL
	Country-Pair	Dep/Arr Flights	Δ over 2 week	% over 2 week	% vs 2019	
→	France <-> France	1022	↗ +96	+10%	↘ -27%	
→	Spain <-> Spain	921	↗ +24	+3%	↘ -16%	
→	Norway <-> Norway	891	↗ +28	+3%	↘ -4%	
→	United Kingdom <-> United Kingdom	793	↗ +71	+10%	↘ -22%	
→	Italy <-> Italy	714	↗ +51	+8%	↘ -12%	
→	Turkey <-> Turkey	634	↘ -25	-4%	↘ -18%	
→	Germany <-> Germany	534	↘ -12	-2%	↘ -54%	
↗	Spain <-> United Kingdom	330	↗ +77	+30%	↘ -16%	
→	Sweden <-> Sweden	320	↗ +51	+19%	↘ -19%	
↘	Germany <-> Spain	280	↘ -13	-4%	↘ -17%	

✖ 8 of the top 10 flows are domestic.

✖ **France-France** is the Country-Pair with the highest number of dep/arr flights (1,022) followed by **Spain-Spain** (921), **Norway-Norway** (891), **UK-UK** (793), **Italy-Italy** (714), **Turkey-Turkey** (634) and **Germany-Germany** (534).

✖ Over 2 weeks, flows between Spain and UK increased their ranking while flows between Germany and Spain decreased.

Within the top 10, **highest increases** over 2 weeks for:

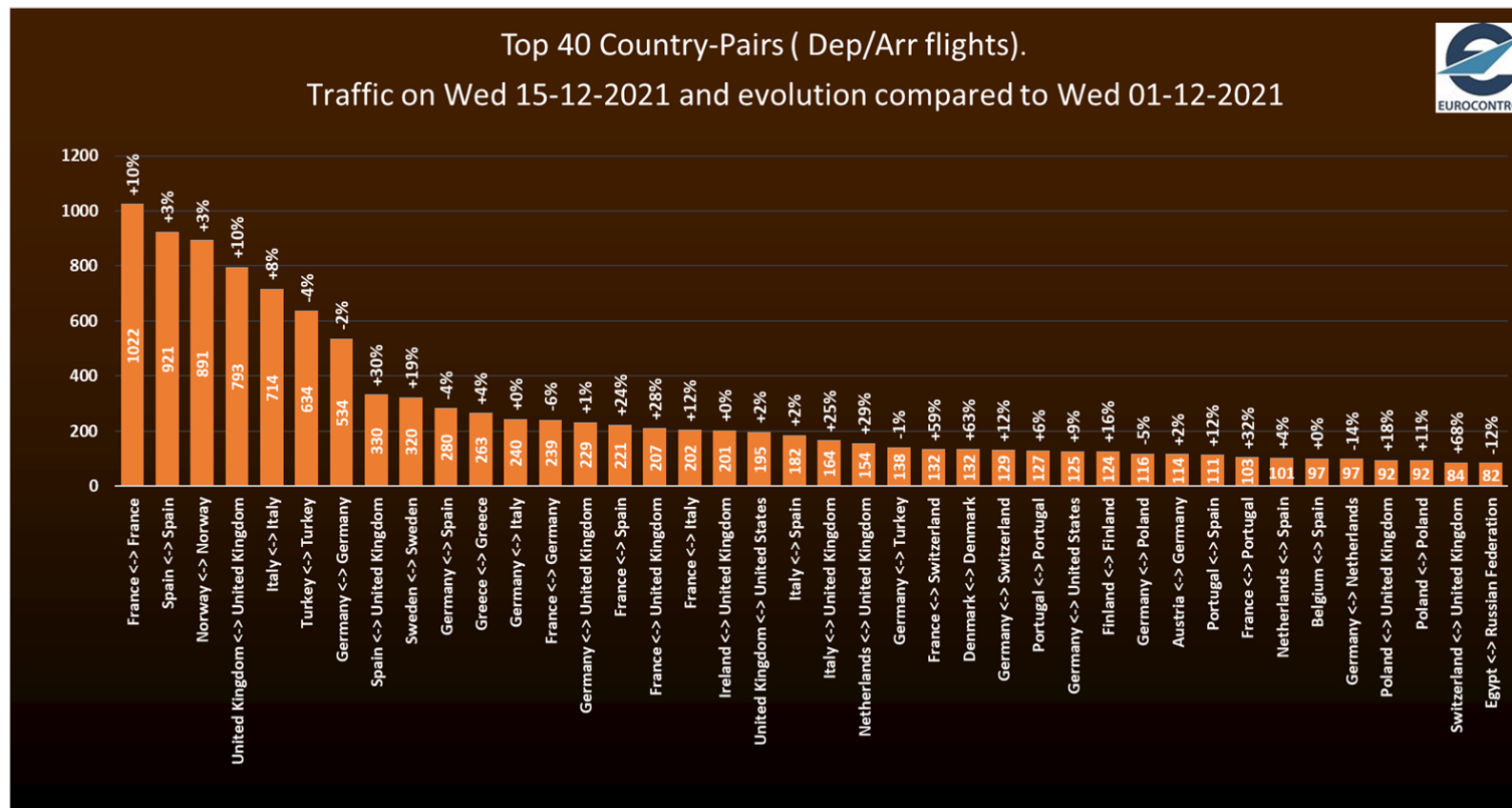
- ✖ **France-France** (+96 flights; +10%) owing to light AOs, easyJet, military flights and Volotea. From/to many different airports.
- ✖ **Spain-UK** (+77 flights; +30%) owing to easyJet, Jet2.com, British Airways and TUI. Mainly from/to London Gatwick, Manchester and airports in the Canaries as well as Alicante and Madrid.
- ✖ **UK-UK** (+71 flights; +10%) owing to light AOs, Emerald and easyJet. Mainly from/to Bournemouth, Aberdeen, Bristol and Gatwick.
- ✖ **Sweden-Sweden** (+51 flights; +19%) owing to owing to light AOs.
- ✖ **Italy-Italy** (+51 flights; +8%) owing to easyJet, Wizz Air and light AOs.

Highest (slight) decrease for

- ✖ **Turkey-Turkey** (-25 flights; -4%) mainly due Pegasus and Turkish Airlines. From/to Istanbul/Sabiha Gokcen and Izmir.

Country pairs (Daily Departure/Arrival flights)

Latest traffic situation



- ✂ Highest increase in flights for **France-France** (+10% over 2 weeks), followed by **Spain-UK** (+30%)
- ✂ Highest decreases for **Turkey-Turkey** (-4%), **Germany-Netherlands** (-14%) and **France-Germany** (-6%).

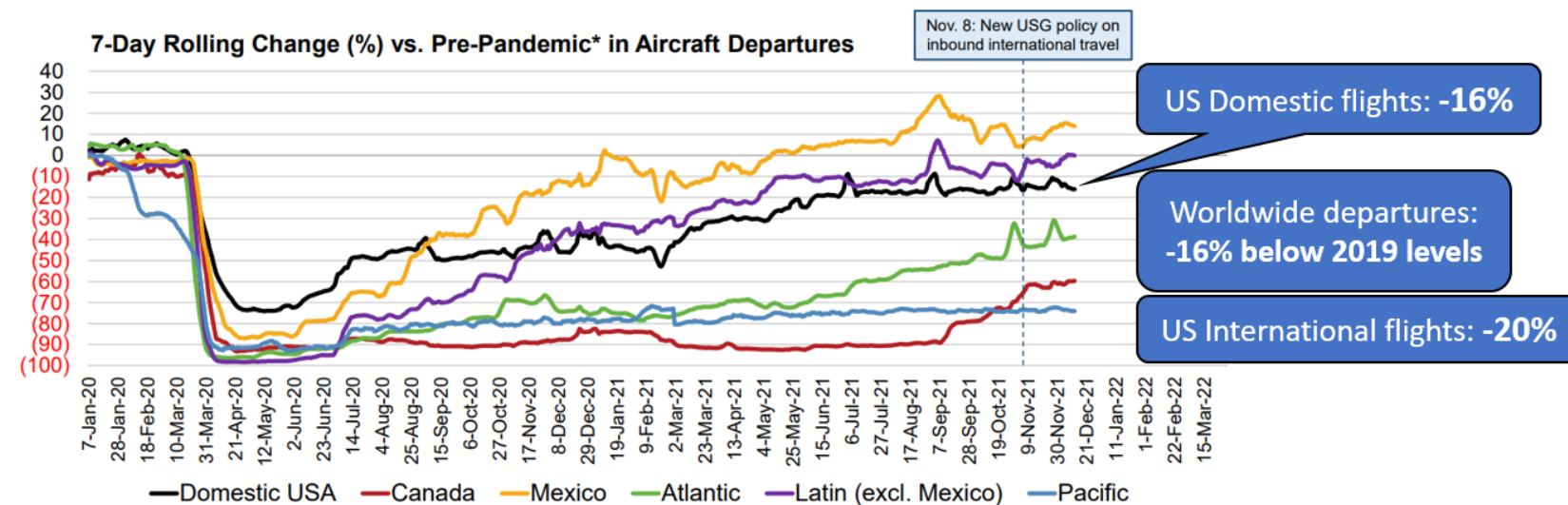
Outside Europe



USA

- ✂ On 14 December, US passenger airline departures were 16% below pre-pandemic levels with domestic down 16%. International flights notably improved in November when the travel ban was lifted and were 20% below 2019 levels until the omicron variant led to stricter travel measures.
- ✂ The domestic US load factor was 78.9% over the recent weeks and has fallen below pre-pandemic levels (81.6%), partly due to the timing of Thanksgiving in 2019.
- ✂ In most recent week, average airfares on tickets sold were 4% below pre-pandemic levels.

In Most Recent Week, U.S. Passenger Airline Departures Were 16% Below Pre-Pandemic Levels
Domestic Flights Operated Down 16%, International Flights Operated Down 20%



Source: A4A member passenger airlines and branded code share partners

* "Pre-pandemic" precedes March 1, 2020



11

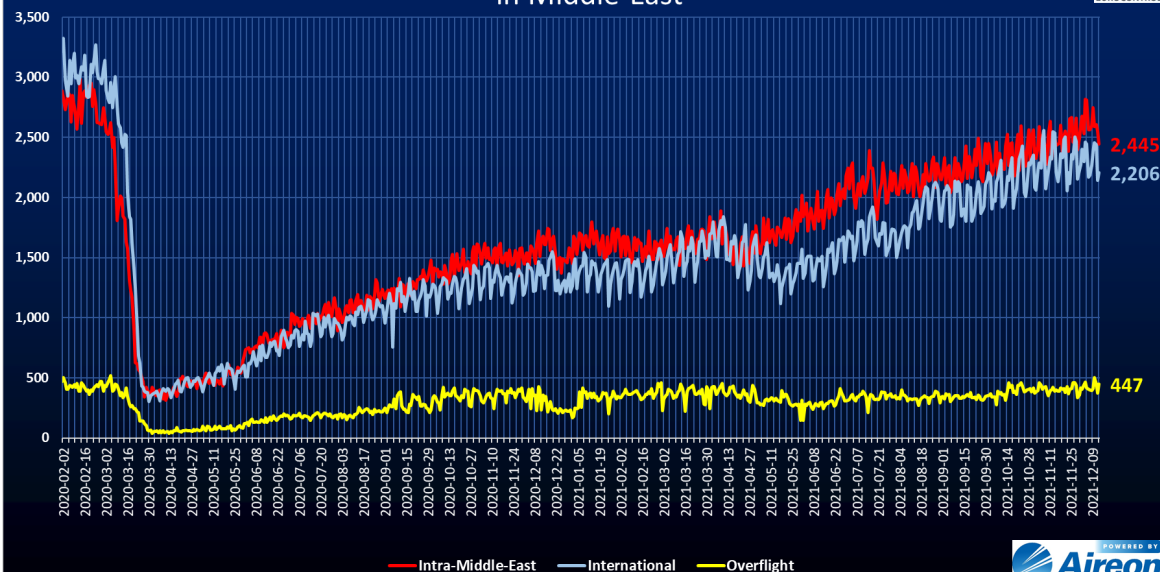
airlines.org

Outside Europe

Middle East

- ✂ Intra-Middle-East traffic recorded 2,445 daily flights on 14 December 2021 (-12% compared to Feb 2020).
- ✂ International traffic from and to Middle-East recorded 2,206 flights (-27% compared to Feb 2020).
- ✂ Overflights improved and recorded 447 flights (+5% compared to Feb 2020) over the recent weeks.

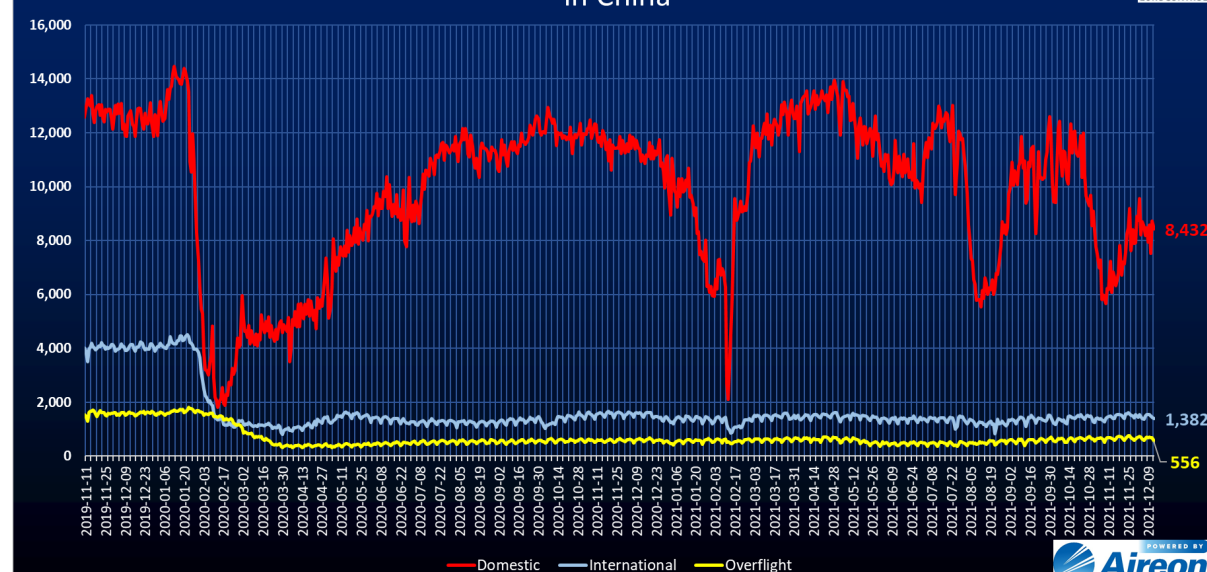
Traffic variation since mid February 2020
in Middle-East



China

- ✂ Domestic traffic in China showed some recovery over recent weeks; flights were down -29% (8,432 flights) on 13 December (vs. 1 Jan 2020).
- ✂ International traffic from and to China recorded 1,382 flights (-66%) compared to 1 Jan 2020.
- ✂ Overflights recorded 556 flights (-65%) compared to 1 Jan 2020.

Traffic variation since November 2019
in China



Airports (Daily Departure/Arrival flights)

Top 10 and latest news



Rank evolution over 2 weeks	Top 10 Airports on Wed 15-12-2021					
	Airport	Dep/Arr Flights	Δ over 2 weeks	% over 2 weeks	% vs 2019	
→	Amsterdam	982	↗ +52	+6%	↘ -25%	
→	Paris/Charles-De-Gaulle	975	↗ +51	+6%	↘ -27%	
↗	IGA Istanbul Airport	897	↗ +10	+1%	↘ -17%	
↘	Frankfurt	863	↘ -42	-5%	↘ -33%	
↗	Madrid/Barajas	849	↗ +55	+7%	↘ -26%	
↘	London/Heathrow	839	↗ +43	+5%	↘ -36%	
→	Munich	595	↘ -52	-8%	↘ -47%	
↗	Barcelona	561	↗ +25	+5%	↘ -27%	
↘	Oslo/Gardermoen	533	↘ -28	-5%	↘ -27%	
↗	Copenhagen/Kastrup	490	↗ +30	+7%	↘ -29%	

✂ **Amsterdam** is the airport with the highest number of dep/arr flights (982) followed by **Paris/CDG** (975), **IGA Istanbul** (897), **Frankfurt** (863), **Madrid/Barajas** (849) and **London/Heathrow** (839).

✂ Over 2 weeks, IGA Istanbul, Madrid/Barajas, Barcelona and Copenhagen increased their ranking while Frankfurt, London/Heathrow and Oslo decreased.

Within the top 10, **highest increases** over two weeks for:

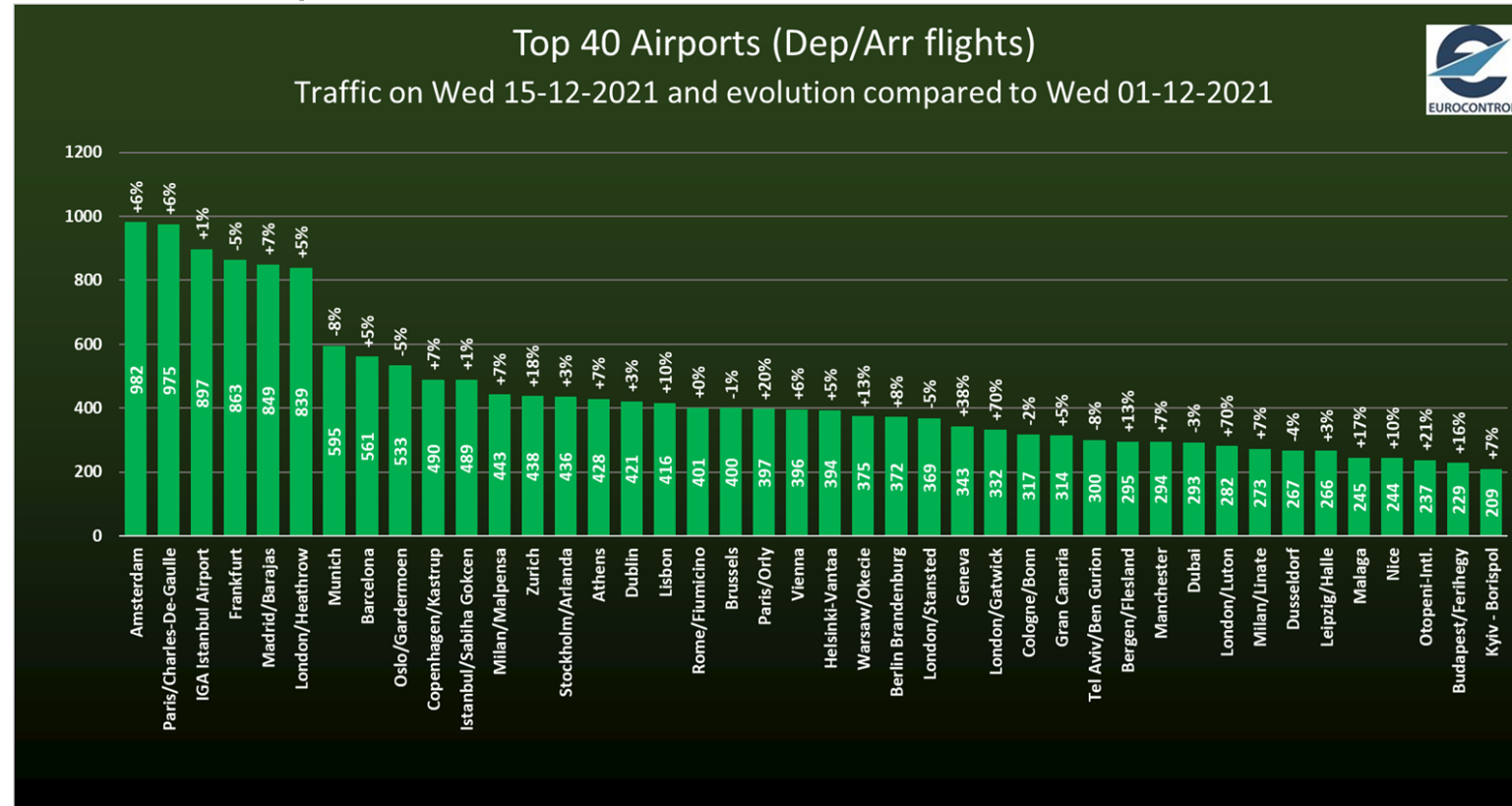
- ✂ **Madrid** (+55 flights; +7%) mainly due to Air Europa and British Airways and flows France-Spain, domestic flows in Spain and Spain-UK.
- ✂ **Amsterdam** (+52 flights; +6%) mainly due to EasyJet and KLM and many different flows.

Highest decreases for:

- ✂ **Munich** (-52 flights; -8%) mainly due to Lufthansa and mainly on domestic flows.
- ✂ **Frankfurt** (-42 flights; -5%) mainly due to Lufthansa and mainly on domestic flows, but also flows to/from Italy and Austria.

Airports (Daily Departure/Arrival flights)

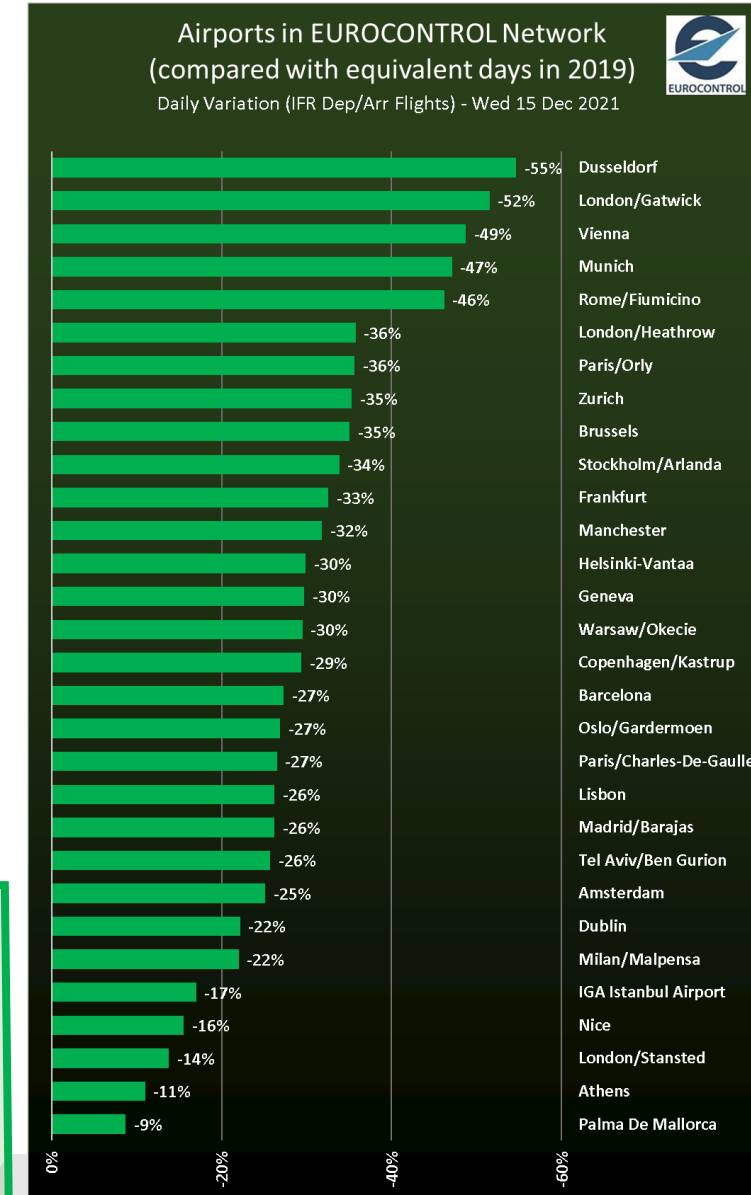
Latest operations



✂ Highest increases in flights for **London/Gatwick (+70%)**, **London/Luton (+20%)** and **Geneva (+38%)**.

✂ Highest decrease for **Munich (-8%)**, **Frankfurt (-5%)** and **Oslo (-5%)**.

✂ Traffic levels ranging from -55% (Dusseldorf) to -9% (Palma de Mallorca), compared to 2019.





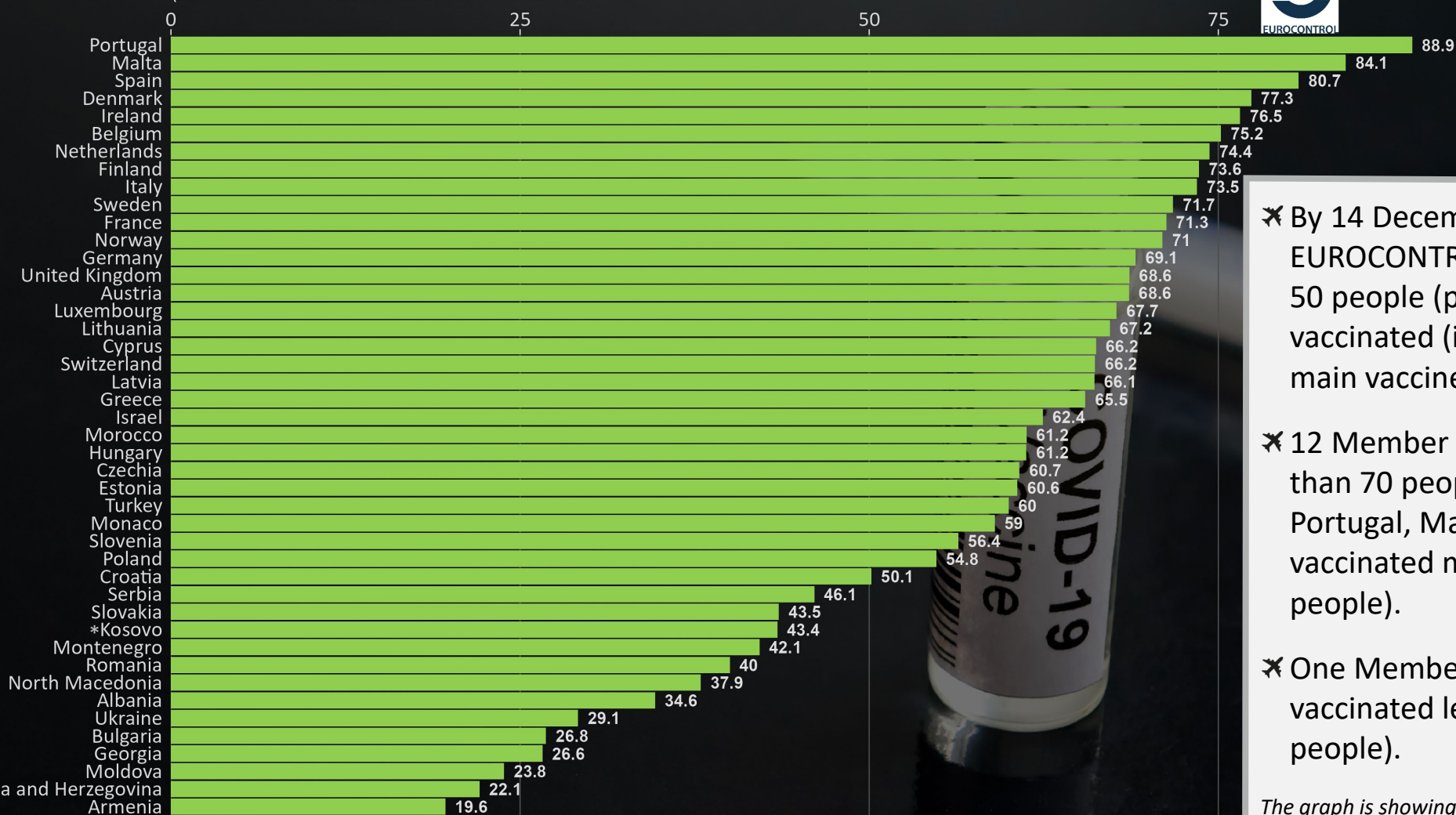
Latest news

- ✂ **Aeroporti di Roma** reports 1.9 million passengers in October (Fiumicino 1.5 million, Ciampino 383k) compared to 2019 numbers of 4.4 million (3.9 million and 503k); opens airport operations centre at Fiumicino.
- ✂ **Athens Airport** reports 1.2 million passengers in November, 26.9% fewer than in 2019 (domestic -15.8%, international -31.6%).
- ✂ **Avinor** reports 3.1 million passengers across its network in November, 25.2% fewer than in 2019 (domestic -13%, international -46%).
- ✂ **Copenhagen Airport** reports 1.3 million passengers in November, 39.1% fewer than in 2019 (domestic -20%, international -40%).
- ✂ **Dublin Airport** reported 1.4 million passengers in November, 38% fewer than in 2019 (domestic -5%, UK -42%, Continental Europe -28%, North America -63%, Middle East -58%).
- ✂ **Finavia** reports 852k passengers in November, 55.5% fewer than in 2019 (domestic -47.3%, international -58.5%).
- ✂ **Frankfurt Airport** reports 2.9 million passengers in November, 42.8% fewer than in 2019.
- ✂ **Geneva Airport** commences operations from its new East Wing (L'Aile Est) building, dedicated to long haul.
- ✂ Hungary's proposed acquisition of **Budapest Airport** will be put off until after the 2022 elections.
- ✂ **Kyiv Boryspil Airport** plans €56 million infrastructure investment over the next two to three years, including modernisation of the cargo terminal and extension of the apron.
- ✂ **London Heathrow** reopens Terminal 4 as a dedicated arrivals facility for passengers from countries on the UK red list; reports 3.1 million passengers in November, 50.8% fewer than in 2019.
- ✂ **Tel Aviv Ben Gurion Airport** reports 1.0 million passengers in November, 45.3% fewer than in 2019 (domestic -15%, international -46%).

Vaccination updates



People fully vaccinated (per 100 people)
(most recent information available on 14 December 2021)



✖ By 14 December, 31 Member States of EUROCONTROL have reported that more than 50 people (per 100 people) were fully vaccinated (i.e. have received 2 doses of the main vaccines).

✖ 12 Member States have fully vaccinated more than 70 people (per 100 people) with Portugal, Malta and Spain having fully vaccinated more than 80 people (per 100 people).

✖ One Member State of EUROCONTROL has fully vaccinated less than 20 people (per 100 people).

The graph is showing data for the 41 Member and 2 Comprehensive Agreement States of EUROCONTROL.

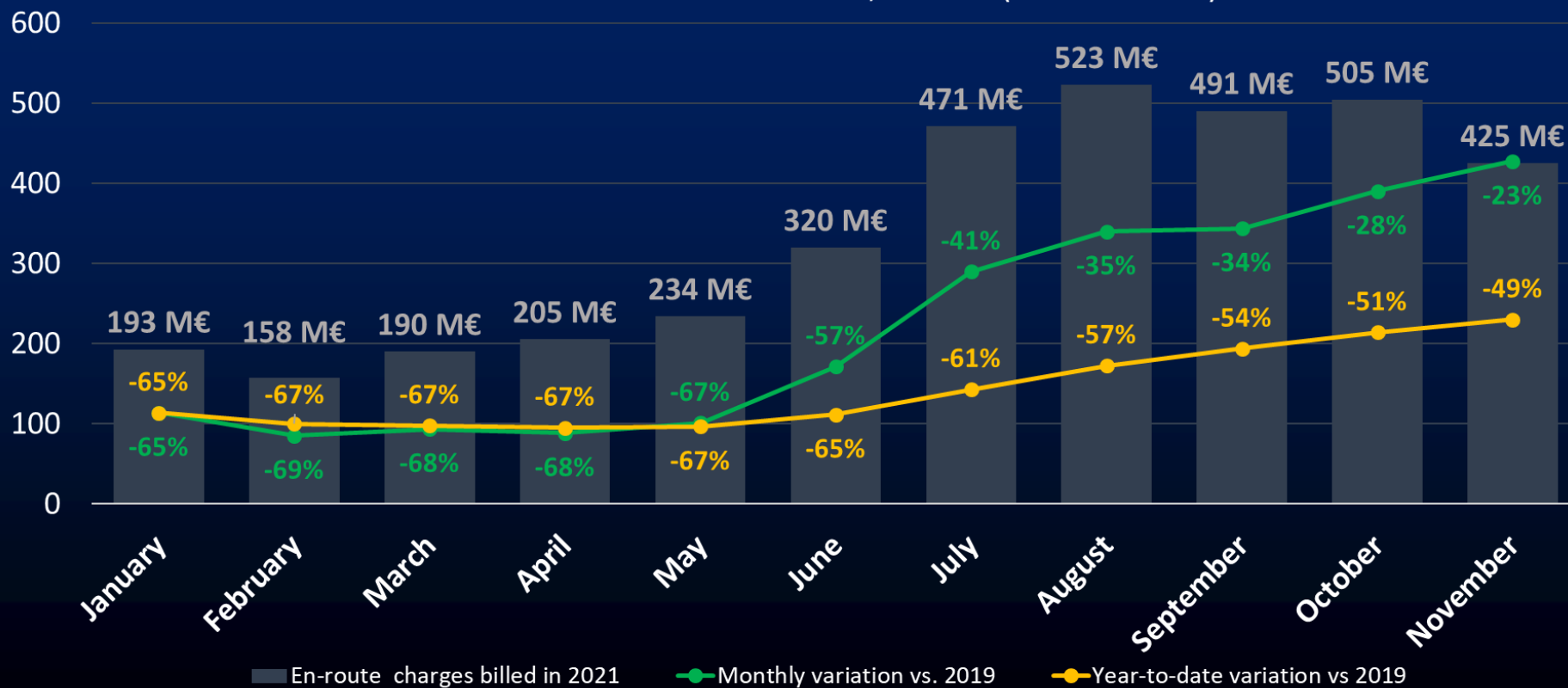
**This designation is without prejudice to positions on status, and is in line with UNSCR 1244/99 and the ICJ opinion on the Kosovo declaration of independence.*

En-Route Air Navigation charges



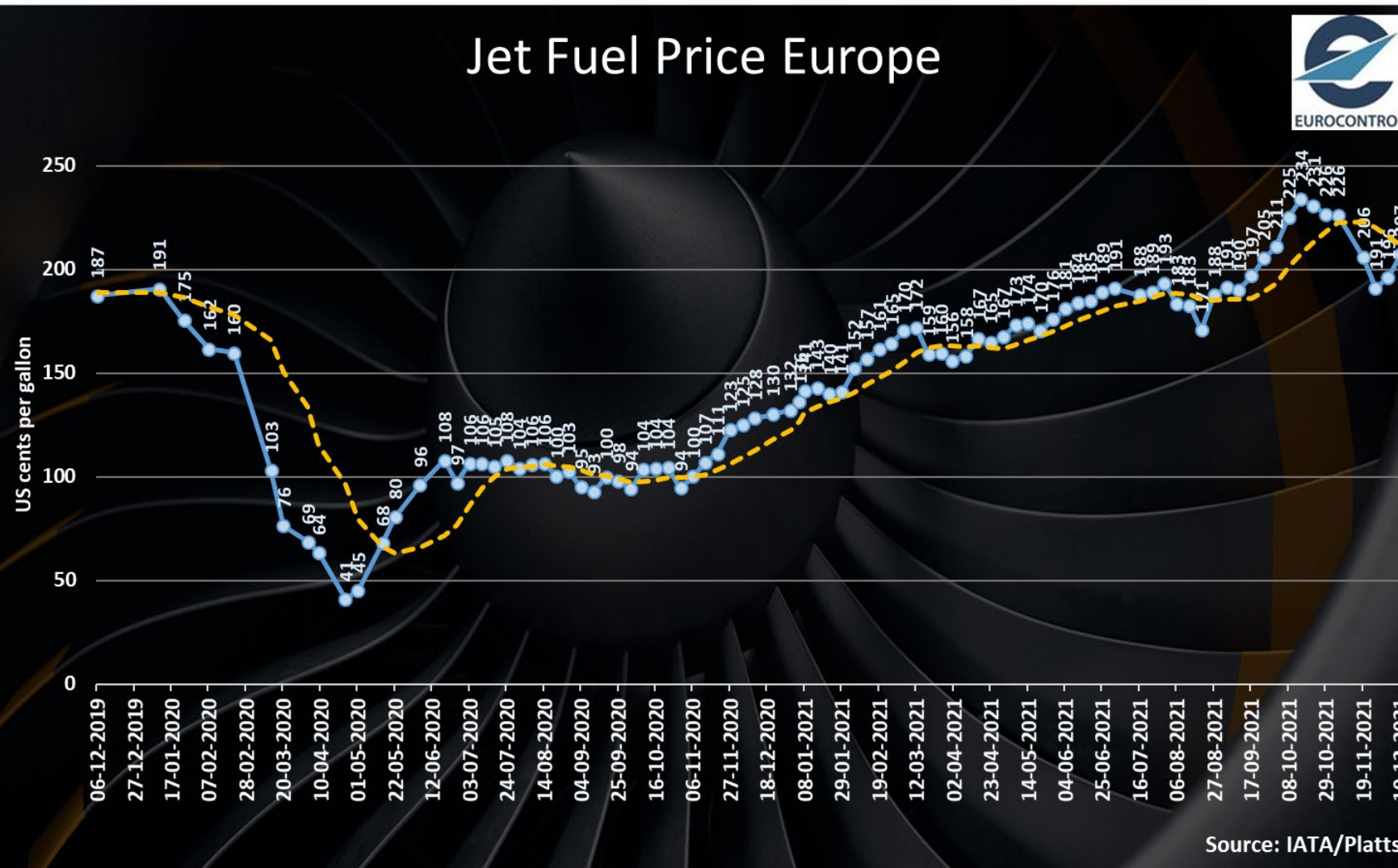
En-route air navigation charges at EUROCONTROL Network level

Year-to-date amount billed: 3,714 M€ (-49% vs 2019)



- ✖ **EUROCONTROL** has billed **425M€** of en-route charges for November flights.
- ✖ This is **-23%** below the amount billed for the November 2019 flights.
- ✖ On a year-to-date basis, EUROCONTROL billed **3,714M€** which is **-49% vs 2019**

Jet Fuel Price Europe



✖ Jet fuel prices which averaged 105 cts/gal in 2020 have been increasing since then and went up to 234 cts/gal early October and decreased to 196 cts/gal early December in the wake of the potential impact of the omicron variant. Jet fuel prices recovered to 207 cts/gal in recent week.

